


# Cyanotype

## Unconventional Textiles

Exploring innovation and upcycling in textiles education



# You Will Need



01. Sun & Cyanotype solution



02. Stencils, floral, anything translucent, transparent or opaque



03. Light coloured fabric

## Step 1

01. In the dark cover the material in the cyanotype solution and let it dry



## Step 2

02. Arrange your design elements on the material and expose to the sun




## Step 3

03. Wash the material




## Step 3

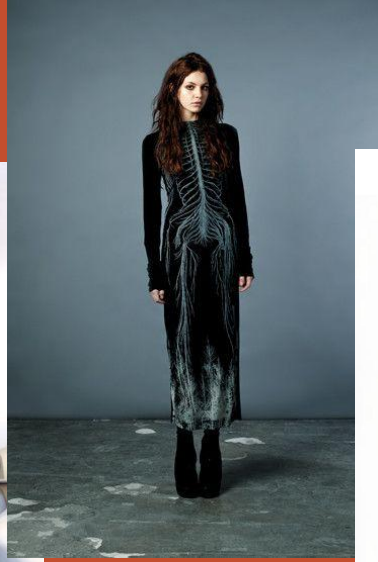
02. Admire your beautiful print



# Our Experimentation

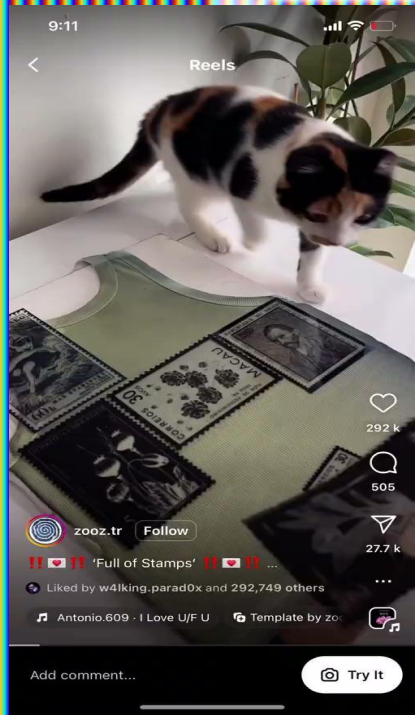


# Cyanotype in Fashion





# Cyanotype in Culture



# Similar Processes - Bleach



# Unconventional Textiles

Exploring innovation and upcycling in textiles education

TESAC Christchurch 2024

Rebecca Leydon & Emily Cassidy

