


Shrinking Sequins

Unconventional Textiles

Exploring innovation and upcycling in textiles education



Upcycling

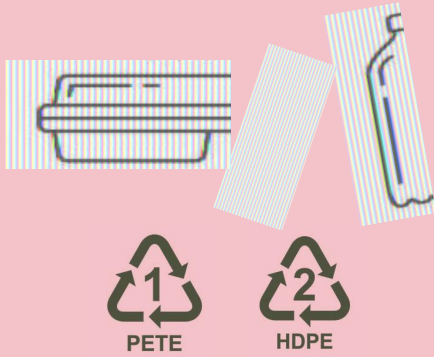


Number 1 plastics are made from polyethylene terephthalate (PET). PET is typically a clear plastic and is often used to make soft drink and water bottles.



Number 2 plastics are made from high-density polyethylene (HDPE). HDPE is often used to make milk bottles and detergent bottles.

What you need



Plastic 1&2
bottles ,
takeaway
containers



Scissors,
Hammer
and Nail



Candle and
lighter



Needle and
Thread

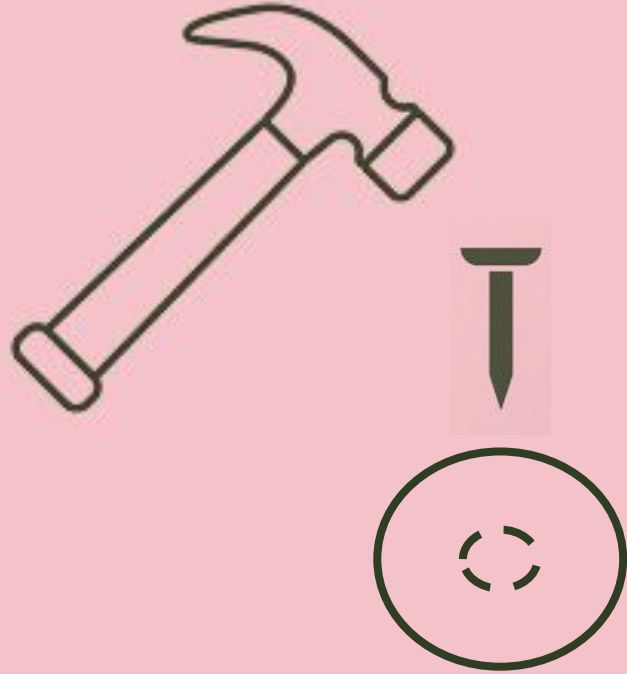
Step 1

01. Cut shapes out of the collected plastics




Step 2

02. Hammer a hole in the middle of the shape




Step 3

03. Hold plastic shape over the flame until plastic shrinks and curls slightly



Step 4

04. Sew sequins on fabric and admire your work!



Our Experimenting



Sequins in Fashion



Sequins inCulture

